

Borosilicate Gauge Glasses



TBJ-UTEX INDUSTRIES (M) SDN.BHD.

(Company No: 319073-P)
No 50, Jalan Sri Plentong 8,
Taman Perindustrian Sri Plentong,
81750 Masai, Johor Bahru, Johor.
Tel: 607-3863 777 Fax: 607-3868 777
Email: sales@tbj.com.my Website: www.tbj.com.my



MS ISO/IEC 17021:2011
QS26122016 CB 16



Certificate Number : FM 646287
ISO 9001 : 2015

- Aerolite gauge glasses are suitable for installation in liquid level gauges of almost any make.
- Aerolite gauge glasses have high mechanical strength and are exceptionally resistant to alkalis, acids and boiler water (within the service limitation).
- Aerolite reflex and transparent glasses are manufactured according to the most varied international standards.


● **Fields of application**

- Oil refineries
- Petro-chemical plants
- Pharmaceutical manufacture
- Chemical processing
- Mechanical engineering, especially manufacture of boilers and storage vessels
- Food and beverage industry
- Water engineering
- Pulp and paper industry
- Textile industry
- Marine engineering
- Nuclear engineering




Reflex Glass (above) and Transparent Glass (underneath)

● **Reflex glasses**



Reflex Glass (left side) and Transparent Glass (right side)



Package units for gauge glasses, sealing gaskets and cushion gaskets

- The side facing the medium chamber is provided with moulded grooves set at 90° angles.
- The moulding process increases the resistance of the glass grooves to wear; the “skin” which the glass attains during moulding gives it maximum smoothness and hardness.
- This makes it extremely resistant to the attack of boiler water.

● **Applications**

Up to 35 bar saturated steam, reflex glasses provide the optimum solution:

- They are corrosion resistant and provide an absolutely clear indication.
- Reflex glasses can be used with all media except steam at service conditions up to 400 bar or temperatures up to 400 °C.

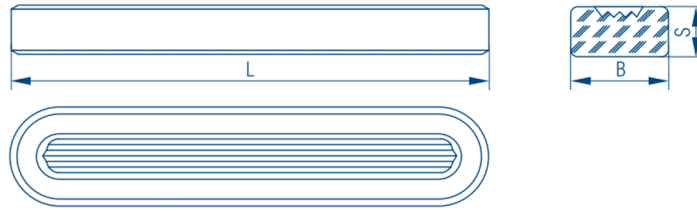
● **Transparent glasses**

- Transparent glasses are also manufactured from “extra-hard” borosilicate glass. The surfaces on both sides are finely ground and polished to ensure optimal transparency.

● **Applications**

- In steam service above 35 bar and with media with a high pH-value.
- Transparent glasses must be protected by a mica shield on the side facing the medium chamber.
- Transparent glasses should always be chosen for contaminated, viscous or corrosive media.
- Within the given service limitations they may be used for all media except steam at pressures up to 340 bar or temperatures up to 400.°C.

Reflex glasses A, B, H



Overall dimension (mm)


Size	Type A			Weight g/piece	Type B			Weight g/piece	Type H			Weight g/piece
	L	B	S		L	B	D		L	B	S	
0	-	-	-	-	95	34	17	110	-	-	-	-
I	115	30	17	118	115	34	17	132	115	34	22	176
II	140	30	17	146	140	34	17	162	140	34	22	214
III	165	30	17	176	165	34	17	195	165	34	22	254
IV	190	30	17	200	190	34	17	228	190	34	22	294
V	220	30	17	237	220	34	17	264	220	34	22	344
VI	250	30	17	265	250	34	17	301	250	34	22	392
VII	280	30	17	303	280	34	17	338	280	34	22	445
VIII	320	30	17	334	320	34	17	387	320	34	22	503
IX	340	30	17	359	340	34	17	410	340	34	22	536
X	-	-	-	-	370	34	17	461	-	-	-	-

Gauge glasses Applicational range reflex glasses	1) Type A		1) Type B		Type H	
	bar	°C	bar	°C	bar	°C
For media with no significant glass attack, e.g. oils, hydrocarbons	400	120	265	120	300	120
	150	400	180	400	200	400
	0-10	430	0-10	430	0-10	430
For media with significant glass attack, e.g. saturated steam, HPHW, alkalis	35	243	35	243	2) 42	253

1) Glass types to OeNORM M 7354 or DIN 7081

2) For steam pressures above 35 bar we recommend the use of transparent glasses with mica shields.

Transparent glasses A, B, H, TA, 28



Overall dimension (mm)

Size	Type A			Weight g/piece	Type B			Weight g/piece	Type H			Weight g/piece	Type TA 28			Weight g/piece
	L	B	S		L	B	D		L	B	S		L	B	S	
I	115	30	17	122	115	34	17	137	-	-	-	-	113	27,6	16,8	114
II	140	30	17	152	140	34	17	172	140	34	22	218	-	-	-	-
III	165	30	17	176	165	34	17	204	165	34	22	260	163	27,6	16,8	168
IV	190	30	17	211	190	34	17	238	190	34	22	302	188	27,6	16,8	194
V	220	30	17	250	220	34	17	280	220	34	22	357	218	27,6	16,8	226
VI	250	30	17	280	250	34	17	317	250	34	22	400	248	27,6	16,8	258
VII	280	30	17	314	280	34	17	356	280	34	22	460	278	27,6	16,8	290
VIII	320	30	17	360	320	34	17	407	320	34	22	530	318	27,6	16,8	334
IX	340	30	17	387	340	34	17	430	340	34	22	536	338	27,6	16,8	356
X	-	-	-	-	370	34	17	480	-	-	-	-	-	-	-	-

Gauge glasses Applicational range reflex glasses	1) Type A		1) Type B		Type H		4) Type TA 28	
	bar	°C	bar	°C	bar	°C	bar	°C
For media with no significant glass attack, e.g. oils, hydrocarbons	240	120	290	120	340	120	-	-
	160	400	200	400	230	400	-	-
	0-10	430	0-10	430	0-10	430	-	-
For media with significant glass attack, e.g. saturated steam, HPHW, alkalis	2) 35	243	2) 35	243	2) 42	253	3) 120	324
	70	300	85	300	85	300	180	356


1) Glass types to OeNORM M 7354 or DIN 7081.

2) For steam pressures above 35 bar we recommend the use of transparent glasses with mica shields.

3) For steam pressures above 120 bar only TA 28 glasses, size I, may be used.

4) TA glasses may only be used with mica shields.

Sealing gasket, cushion gasket made from asbestos-free material

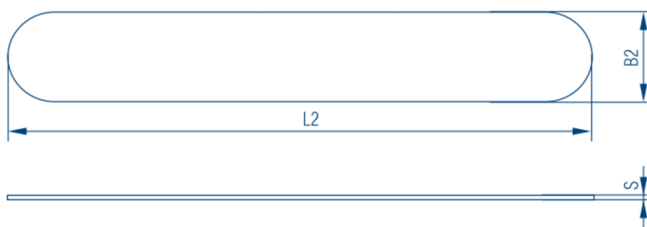


Overall dimension (mm)

Size	Type A				Type B/H				Sealing gasket and protective gasket 1)				Cushion gasket 2)			
	L	L1	B	B1	L	L1	B	B1	L	L1	B	B1	L	L1	B	B1
O	95	70	30	15	95	70	34	15	-	-	-	-	-	-	-	-
I	115	90	30	15	115	90	34	15	133	97	47	19	112	97	27	17
II	140	115	30	15	140	115	34	15	-	-	-	-	-	-	-	-
III	165	140	30	15	165	140	34	15	183	147	47	19	162	147	27	17
IV	190	165	30	15	190	165	34	15	208	172	47	19	187	172	27	17
V	220	195	30	15	220	195	34	15	238	202	47	19	217	202	27	17
VI	250	225	30	15	250	225	34	15	268	232	47	19	247	232	27	17
VII	280	255	30	15	280	255	34	15	298	262	47	19	277	262	27	17
VIII	320	295	30	15	320	295	34	15	338	302	47	19	317	302	27	17
IX	340	315	30	15	340	315	34	15	358	322	47	19	337	322	27	17

Sealing and cushion gaskets s=1,5 mm 1) Protective gasket s=0,5 mm 2) Cushion gasket s=0,5 mm

Mica shields



Overall dimension (mm)

Size	Type A		Type B/H		Type TA 28	
	L2	B2	L2	B2	L2	B2
O	95	30	95	34	-	-
I	115	30	115	34	133	47 1)
II	140	30	140	34	-	-
III	165	30	165	34	183	47 2)
IV	190	30	190	34	208	47 2)
V	220	30	220	34	238	47 2)
VI	250	30	250	34	268	47 2)
VII	280	30	280	34	298	47 2)
VIII	320	30	320	34	338	47 2)
IX	340	30	340	34	358	47 2)

s=0,15-0,20

s=0,15-0,20

1) s=0,60 2) s=0,30-0,40

Material

- A and B micas: stained first quality
- TA 28 micas: stained A quality

KEL-F shield

- Size like mica shields
- Type B/H standard thickness = 1 mm

● **Specification**

Material	Borosilicate glass, thermally prestressed, optically tested, properties as laid down in DIN and OeNORM.
Resistance to bending strain	120 N/mm ²
Mean coefficient of linear expansion	$D_{20/300} \leq 4,5 \cdot 10^{-6} \cdot K^{-1}$; tested to DIN 523328
Transition temperature	tg=500.°C, tested to DIN 52324
Alkali resistance	alkali class 2, tested to ISO 675
Water resistance	Hydrolytic class 1, tested ISO 719
Acid resistance	Acid class 1, tested to DIN 12116

All information/applications contained in this publication are to the best of our product knowledge. Since condition of uses is beyond our control, users must satisfy themselves that products are suitable for the intended processes and uses. Failure of select the proper sealing products could result in property damage and/or serious personal injury. We reserve the right to change product information without notice.
